

ESSENTIAL TELEPHONE NUMBERS

Fire Department	1-664-4917790/911
Hospital/Casualty	1-664-491-2552
Police Headquarters	1-664-491-2555/999
Disaster Management Coordination Agency	1-664-491- 7166

Ferry Agents


Montserrat	1-664-496 9912
Antigua	1-268-778-9786

Airline Services

Fly Montserrat	1-664-491-3434
SVG Airline	1-664-491-4200
Montserrat Tourism Division	1-664-491-2230
Access Division	1-664-4914702/3
Deputy Governor's Office (Consular Matters)	1-664-491-6523
Montserrat National Trust	1-664-491-3086
ZJB Radio Montserrat	1 -664-491-7227/9064

MONTERRAT DISASTER MANAGEMENT COORDINATION AGENCY

PLAN, PREPARE & PREVENT



**Follow us, share our content with others
and talk to us.**

Facebook: Montserrat Disaster Management
Twitter: Montserrat Disaster Management Coordination
Agency
Instagram: Montserrat Disaster Management
Website: dmca.gov.ms



Emergency Preparedness Guide

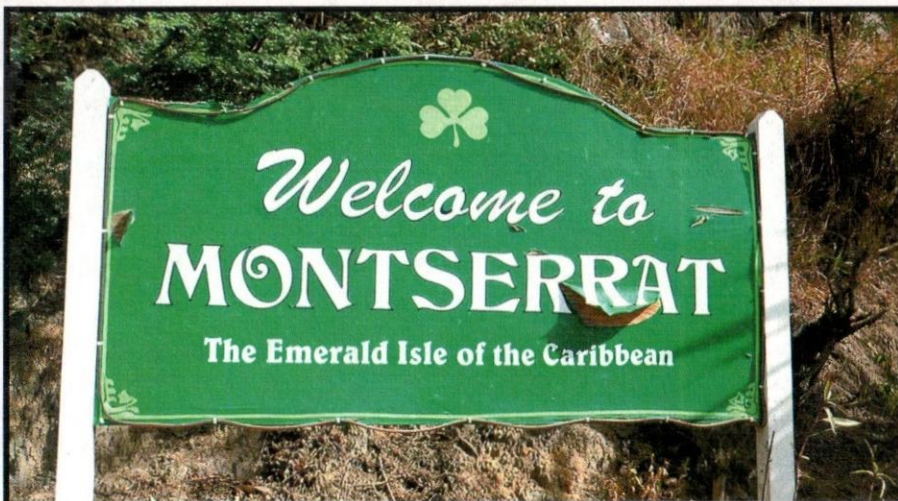
Enjoying Montserrat's Annual Carnival & Christmas Festivities

Celebrating our Culture, Heritage and Traditions Safely!



Information, Outreach and Media Unit
Disaster Management Coordination Agency (DMCA)
Yellow Hill Road
Montserrat
1-664-491-7166/3076





The Disaster Management Coordination Agency, DMCA welcomes you to Montserrat as we celebrate the spirit of Christmas and our end of year carnival amidst the challenges posed by the COVID-19 pandemic. This time of year brings lots of festivities and family fun, but we must celebrate safely. This leaflet was developed for general educational and informational purposes only, and solely as a self-help tool to increase public safety. The information contained in this leaflet reflects prevailing conditions which are subject to change, and visitors are encouraged to keep abreast of any developments on Montserrat via ZJB Radio and DMCA social media platforms. The local weather forecast and vital emergency-related information are posted daily on the DMCA social media platforms. In preparing this document, we have relied upon the expertise of DMCA and its partner agencies to ensure that you **Have a Safe, Memorable and Enjoyable stay in Montserrat.**

COVID-19 SAFETY TIPS AND PRECAUTIONS


Individuals must wear cloth face coverings or masks in public places, engage in social distancing, clean hands frequently with soap and water or alcohol-based sanitizers and stay home if they are sick.

TIPS FOR OUTDOOR FIRES AND COOKING

Persons must contact Montserrat Fire and Rescue Services for a fire permit before lighting an outdoor fire. You will be advised as to the correct procedures to take.

PROTECTING YOU AND YOUR LOVED ONES


- * Take precautions by securing your passport, ID cards and all other personal documents.
- * Ensure you turn off all lights and lock your vehicle when leaving it.
- * Make sure you secure your money. **"DO NOT LOSE IT"**
- * When going out **"LET SOMEONE KNOW"** where you're going and how long you intend to stay.
- * Assign a central or rendezvous point if you are going out in groups or with children.
- * Please share and be familiar with each other's phone numbers. If for any reason members become separated, you can make contact with someone.



POWER OUTAGES

From time to time, Montserrat may experience power outages, if you are attending an event, and there's a disruption in the power supply, please remain calm, stay where you are and listen to the Compère for further instructions.

DRIVING ON MONTSERRAT



- * Familiarize yourselves with local traffic laws, the rules of the road and obtain a temporary driver's licence first.
- * Always drive on the left-hand side of the road.
- * A driver's license can be obtained at the Royal Police Montserrat Service Headquarters in Brades, at the Salem Police Station and John A. Osborne Airport.
- * The speed limit is 20mph.
- * Drive with due care and attention.
- * Ensure you lock up your vehicle when leaving it.

Do Not Drink And Drive! Think Safety First.

Be safe and have fun!

ENJOYING THE ISLAND'S BEACHES

* Young children or inexperienced swimmers should always wear life jackets in and around the water. No one should use any other type of floatation device unless they can swim.

* Pay close attention, particularly to children and the elderly at the beach. Even in shallow water, wave action can cause a loss of footing.

* Don't dive headfirst - protect your neck. Check for depth and obstructions before diving, and go in feet first the first time.

* If you feel any discomfort and experience difficulty making it to the shore, draw attention to yourself by waving and calling for help.

* Take all your waste and rubbish with you.

Do not walk on the beaches late at night alone.

SWIMMING POOL SAFETY

* Always check the water depth. You don't want to get hurt diving into water that's too shallow.

* No running! You could slip or trip - hurting not just yourself, but someone else as well and never pushing others into the pool.

* Always provide competent adult supervision when the pool is in use and make sure you are aware of everyone's swimming status.


* No one should ever swim alone and do not swim after drinking alcoholic beverages, eating and taking medications.

* Caution children against showing off and playing rough and explain the dangers of running, and diving recklessly.

* Before diving or sliding, make sure other swimmers are out of the way.

* Keep rescue devices and first aid supplies near the pool.

* Never swim after drinking alcoholic beverages, eating, or taking medications.



NATIONAL SIREN SYSTEM

The island-wide national siren system is critical in communicating urgent alerts for various emergencies or potential hazard impacts on Montserrat. The sirens are sounded at 12 midday daily. This is normally a test of the sirens, and individuals should not be alarmed. However, if the sirens sound at any other time, individuals must listen to the information given and tune in to ZJB Radio Montserrat FM 88.3/95.5 for further information and action. Some messages may come in audio form such as **"EVACUATE"**.

ZONES OF INTEREST

Zone A - South of Nantes River including Salem, Hope, Friths, Flemmings, parts of Olveston, the upper part of Happy Hill and extending 500 metres out to sea.

Zone B - Isles Bay, Belham, waterworks, parts of Old Towne, the lower part of Happy Hill and extending 500 metres out to sea.

Zone C - Cork Hill, Weekes, Foxes Bay, Richmond Hill, Delvin's and extending 500 metres out to sea.



Zone V - Exclusion Zone including St George's Hill, Plymouth, Trants and the Old WH Bramble Airport. Persons are asked to submit an application to the DMCA for access to Zone V.

Maritime Exclusion Zone - 2 km offshore south of Sturge Park to Ogarro's on the Western Side and 4km from Spanish Point to Roaches Bluff on the Eastern Side.

THE MONTSERRAT SOUFRIERE HILLS VOLCANO


The Montserrat Soufrière Hills Volcano remains active, although activity has been low for the past several years. The current Hazard Level is 1. **Pyroclastic flows** can occur at any time without warning on all flanks of the volcano, including on the Western Flank from where flows can travel rapidly into Plymouth.

Also, Access Routes across the Belham Valley can become compromised or destroyed by flash flooding or lahars, and individuals should exercise caution when crossing the valley during and after rainfall.



VISITING ZONE V

Persons who wish to visit the exclusion zone including the old capital, Plymouth, referred to as a Modern-Day Pompeii must seek permission from the **Disaster Management Coordination Agency (DMCA)**. You're strongly advised to contact the Montserrat Tourist Board for a list of certified tour guides who will arrange the tours weather-permitting.



STAYING SAFE DURING AND AFTER HEAVY RAINFALL

Avoid areas prone to flash floods such as Carr's Bay and Little Bay as they are susceptible to flash floods during heavy rainfall. Do drive through a flooded area.

Motorists must be extremely careful and vigilant when driving on the island roads as some areas may experience rock falls and landslides due to soil saturation from heavy rainfall.

Do not attempt to cross the Belham Valley due to the possibility of lahars/ mudflows from prolonged rain.

Turn on your headlights so that your car is visible despite the heavy downpour.

Individuals should monitor DMCA social media platforms and ZJB Radio Montserrat for further instructions.

BEST VIEWING POINTS OF SOUFRIERE HILL VOLCANO

Montserrat Volcano Observatory (MVO) Headquarters
Jack Boy Hill
Garibaldi Hill
Salem Cricket Ground
Richmond Hill
Bentley Estate



TIPS FOR HIKING THROUGH THE FOREST

* Contact a registered Tour Guide on the island. You can contact the Montserrat Tourist Board or the Montserrat National Trust for a list of tour guides.

* Do not venture into the forest alone.

* Do not litter in the forest or dispose of waste in ghaunts.

* Always stay on the designated hiking trails.

* Always inform someone where you're going and expected return time.

* Please dress appropriately and ensure you have water and insect repellent

Protect The Environment!!! Take nothing from the forest, but pictures!!!



INFORMATION FOR YACHTERS AND MARINERS

* **There's no access to Zone V.**

* Maritime Exclusion Zones E and W are daytime transit only between sunrise and sunset (boats may sail through the zone but must not stop). It extends 2 km offshore south of Sturge Park to O'garro's on the Western Side and 4km from Spanish Point to Roaches Bluff on the Eastern Side. Anyone who ignores these restrictions is liable to be prosecuted.

Be safe and have fun!