

IMPORTANT NUMBERS

Fire and Rescue Services	911
Royal Montserrat Police Service	999
Hospital/Casualty	(664) 491-2552 / 491-2802
DMCA(EOC)	(664) 491-7166 / 3076
Montserrat Red Cross	(664) 491-2699
Montserrat Utilities Ltd	(664) 491-3940 / 491-2538
Radio Montserrat (ZJB)	(664) 491- 7227/496-2885
Montserrat Port Authority	(664) 491-2791
John A Osborne Airport	(664) 491-6218

RADIO STATIONS

Radio Montserrat (ZJB)	95.5 FM / 88.3 FM
VIBES FM	89.9 FM
ABS (Antigua)	620 AM
VON (Nevis)	895 AM

Disaster Management Coordination Agency (DMCA)
 Yellow Hill Road, St. John's
 Montserrat
 Tel: (664) 491-7166
 Mobile: (664) 495-7166
 Email: dmca@gov.ms
 Website: dmca.gov.ms
 Facebook: [montserratdisastermanagement](https://www.facebook.com/montserratdisastermanagement)
 Twitter: [DMCA_MONTSERRAT](https://twitter.com/DMCA_MONTSERRAT)



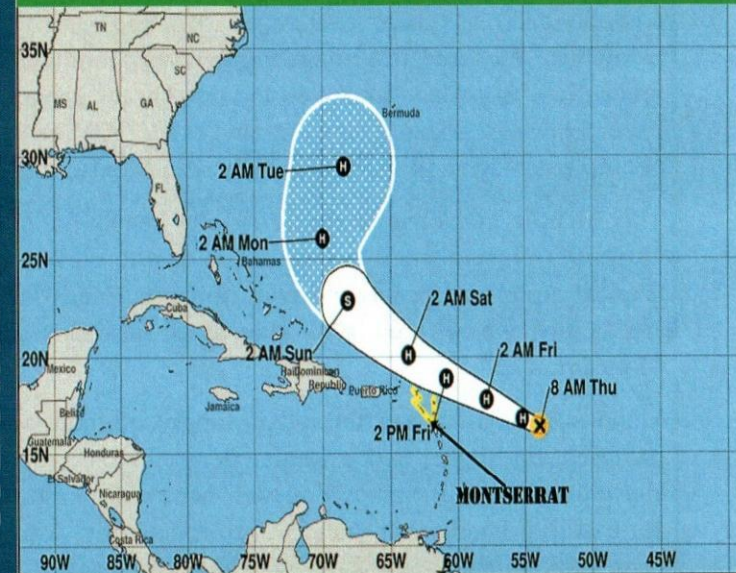
BE PREPARED

CORONAVIRUS DISEASE (COVID-19)

WE ARE TAKING ACTION

2022 MONTSERRAT HURRICANE PREPAREDNESS GUIDE

JUNE 1ST – NOV 30TH



BE PREPARED



BE PREPARED

Dear Residents:

Montserrat is a tropical paradise, but along with the island's year-round sunshine comes the risk of tropical storms and hurricanes. If you haven't created your family emergency plan for this Hurricane Season, the time to prepare is now.

The Disaster Management Coordination Agency (DMCA) Emergency Operations Center is the command center for official Montserrat emergency information when a hurricane becomes an imminent threat. The team provides an updated Hurricane Preparedness Guide each year to assist residents and visitors in advancing their preparedness efforts.

The Hurricane guide includes tips, checklists, and step-by-step instructions on what to do before, during, and after a hurricane.

An above-normal Atlantic hurricane season is forecast for this year, compounded by the challenges of the ongoing COVID-19 pandemic. We need to remain vigilant and continue to take serious precautions to protect ourselves and prevent the spread of COVID-19. Face coverings, social distancing and other COVID-19 protocols will be implemented at all hurricane shelters in Montserrat.

The Atlantic hurricane season officially begins on 1st June and lasts until 30th November. Everyone has a role to play in preparing for a tropical storm, hurricane, extreme rain event and flash flood impact and know where they will stay if a hurricane should threaten Montserrat.

Make sure you have a three-day supply of food, water, medicine, batteries, flashlights and essential items for the vulnerable, children and elderly in your home. You will need extra cash, face coverings, antibacterial hand wash, hand sanitizers, alcohol wipes and toys and games for children.

Pick up a copy of this must-have guide to help protect you and your family or download a copy from the **DMCA** website or call 491-7166 for more information. **Be Prepared; Stay Prepared; it only takes one!**

WATCHES & WARNINGS TIPS

TROPICAL STORMS

Tropical Storm Watch: An announcement is made that Tropical storm conditions (sustained winds of 39 to 73 mph) are possible within the specified coastal area within 48 hours.

Tropical Storm Warning: Tropical storm conditions (sustained winds of 39 to 73 mph) are expected within your area 36 hours.

HURRICANES

Hurricane Watch: An announcement is made that Hurricane Conditions (sustained winds of 74 mph or greater) are possible within the specified coastal area. Because it may not be safe to prepare for a hurricane once winds reach tropical storm force, the NHC issues hurricane watches 48 hours before it anticipates tropical-storm-force wind.

Hurricane Warning: Hurricane conditions (sustained winds of 74 mph or greater) are expected somewhere within the specified area. NHC issues a hurricane warning 36 hours in advance of tropical -storm-force winds to give you time to complete your preparations.

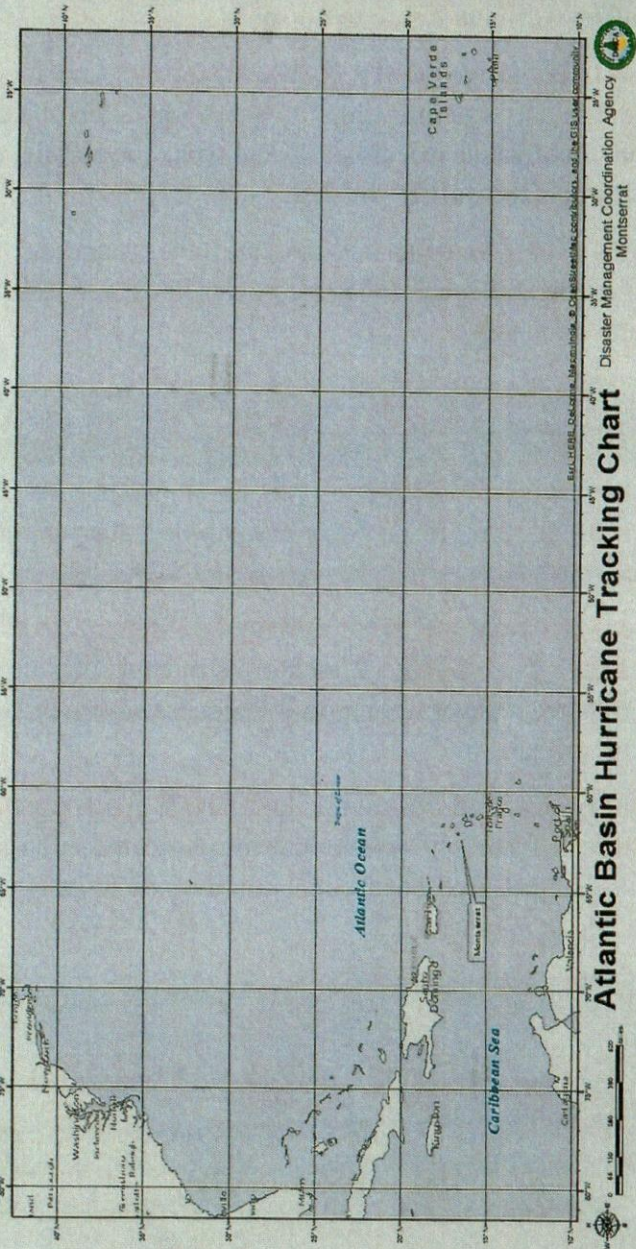
STORM SURGES

Storm Surges Warnings: The danger of life-threatening inundation from rising water moving inland from the shoreline somewhere within the specified area, generally within 36 hours.

WINDS

Wind Warning: Extreme sustained winds of a major hurricane (115 mph or greater), usually associated with the eyewall, are expected to begin within an hour. Take immediate shelter in the interior portion of a well-built structure.

HURRICANE TRACKING MAPS - AVAILABLE AT THE DMCA



Content

Page

Introduction	2
Before a Tropical storm or hurricane	3
Make a family plan	4
Basic Emergency Supply Kit	5
Evacuate or Shelter in Place	6
Hurricane Shelters	7
Tropical Storms & Hurricanes	9
Tropical Storm/Hurricane Watch Tips	10
During A Tropical Storm/Hurricane	12
After a tropical Storm/Hurricane	13
Hurricane Tracking Maps	14
Watches and Warnings	15
Important numbers	16

When a tropical storm/hurricane is near the Caribbean, official meteorological reports are issued about its strength, speed, location and direction. If there's a possibility of the system impacting Montserrat, you will be informed well ahead of its expected arrival.

Protect yourself and others from COVID-19:

- Wash your hands frequently with soap and water or alcohol-based hand rub.
- Cover coughs and sneezes with a bent elbow. Wash hands after.
- Avoid touching your eyes, nose & mouth.
- Keep 1m distance away from others.



Always listen to Radio Montserrat (ZJB) for accurate, up-to-the-minute information for any potential storm/hurricane that could impact our island, and follow DMCA social media platforms and website. Weather advisories are issued every six hours or more frequently if the situation demands. Storms can be tracked on weather channels on Caribbean Cable TV, tablets, smartphones, laptops and personal computers.

MAKE A FAMILY PLAN, PREPARE, AND PASS IT ON

WHAT IS YOUR ESCAPE PLAN? When planning for storms or hurricanes, you'll have to decide whether you have to evacuate or stay at home.

DO YOU HAVE AN EMERGENCY SUPPLY KIT? The kit should have enough supplies to last three days for every person in your family.

WHERE WILL YOU MEET? Your family should have a set meeting location if you become separated. Also, consider where you would meet if you evacuate.

HOW YOU WILL COMMUNICATE WITH YOUR FAMILY IN THE EVENT OF AN EMERGENCY? You cannot always count on your cell phone to work, especially if towers are down.

WHO IS YOUR OUT OF TOWN CONTACT? Pick someone that each of your family members can contact to check-in with and report their statuses.

DO YOU HAVE A PLAN FOR YOUR ENTIRE HOUSEHOLD? This includes children, pets, and individuals needing additional assistance.

DID YOU SHARE YOUR PLAN? Your Family Emergency Plan should be shared with friends, co-workers, and out of town family members. Encourage them to develop Emergency Plans of their own. Disasters can affect everyone in the community!

GET AN INSURANCE CHECK UP!

MAKE A BUSINESS CONTINUITY PLAN, PREPARE, AND PASS IT ON!

AFTER A TROPICAL STORM/HURRICANE

Stay informed: continue listening to ZJB Radio for the latest updates. If you evacuated to a shelter, return home only when officials say it is safe to do so.

Stay Alert: Drive "**only if necessary**" and avoid flooded roads. If you must go out, watch for fallen objects on the road, downed electrical wires, and weakened walls, roads and sidewalks that might collapse.

Assess the Damage: Walk carefully around the outside of your home and check for loose power lines, gas leaks and structural damage.

STAY SAFE

Stay out of a building if you smell gas, If your home is about to flood, turn off the power and unplug everything from electrical outlets.

Carbon monoxide poisoning is one of the leading causes of death after storms in areas dealing with power outages. Never use a portable generator inside your home or garage.

Use battery-powered flashlights. **DO NOT use candles.** Turn on your flashlight before entering a vacated building. The battery could produce a spark that could ignite leaking gas if present.

Remember storm surges are very dangerous even after the storm has passed. Avoid coastlines and do not attempt to cross ghauts, waterways and moving water during and after periods of heavy rainfall.

DURING A TROPICAL STORM/HURRICANE

Listen to ZJB Radio Montserrat for weather updates and instructions from Local Officials.

Stay indoors, preferably in a room with no windows.

Take your emergency kit and disaster supplies with you if you move from room to room or if you have to evacuate to a shelter.

If flooding threatens your home, turn off electricity at the main breaker.

Use flashlights, not candles or kerosene lamps, as your light source.

If you lose power, turn off all major appliances.

Avoid using the phone and do not bathe or shower during the storm.

Do not go outside during the eye of the storm. The calm is brief before hurricane-force winds return.

Keep children informed about what's happening and watch for signs of stress.

Get under your mattress if your home begins to come apart.

Conditions are subject to change and, as a result, visitors are asked to keep abreast of any developments.

2022 HURRICANE NAMES

ALEX	HERMINE	OWEN
BONNIE	IAN	PAULA
COLIN	JULIA	RICHARD
DANIELLE	KARL	SHARY
EARL	LISA	TOBIAS
FIONA	MARTIN	VIRGINIE
GASTON	NICOLE	WALTER

BASIC EMERGENCY SUPPLY KIT ITEMS

Water (**one gallon per person, per day for at least seven days**)

Non-perishable food

Face coverings, Hand sanitizers, Antibacterial Hand Wash & Alcohol Wipes

Manual can opener

Radio (**battery-operated or hand crank**)

Flashlight (**battery-operated or hand crank**)

Extra batteries

First aid kit

Cell phone (**charger, portable charger and inverter**)

Prescription medications

Eyeglasses/contacts

Sanitation items (**moist wipes, garbage bags, and plastic ties**)

Important documents (identification, insurance policies, and account records saved electronically or in a waterproof, portable container).



BEFORE A TROPICAL STORM OR HURRICANE

MAINTAIN YOUR KIT

FOOD STORAGE: Store canned food in a cool, dry place and boxed food in plastic or metal containers.

CHECK AND REPLACE: Regularly check the expiration dates on items in your kit, such as food, medications, and batteries, and replace expired items as needed.

EVACUATE OR SHELTER IN PLACE?

DECIDING TO STAY OR GO, You may choose to stay in your home, go to a shelter or stay with family or friends.

Bring loose, lightweight objects indoors, such as patio furniture and garbage cans. Anchor objects that are unsafe to bring indoors.

Purchase supplies to board-up windows if you do not have storm shutters.

IF YOU DECIDE TO EVACUATE

Turn off propane tanks.

Turn off power at the main electric panel using the main switch or flip all circuit breakers to the “off” position.

Turn off the main water valve outside your home.

Secure all doors and windows

Take your emergency supply kit with you.

IF YOU DECIDE TO STAY

Keep in mind that you may not be able to leave your home for several hours. Surrounding conditions may impede emergency officials from getting to you. Frequently check for weather updates on your TV, radio or online if available.

Move your vehicle to higher ground, a garage or another safe location.

Fully charge your cell phone in case you lose power.

Turn your refrigerator and freezer to the coldest settings and only open them when necessary.

Close storm/hurricane shutters and stay away from windows and exterior doors.

TROPICAL STORM AND HURRICANE WARNINGS

When a Hurricane Warning is issued, hurricane conditions could affect the island within 36 hours. These conditions include winds of at least 74 miles per hour, flood rains and storm surges.

Be ready to evacuate at anytime after the warning is given, even if the weather seems fine. There will be radio announcements to confirm the opening times for the shelters.

Clear your yard of loose objects, such as garbage cans etc. Make sure your cooking gas bottles are secured. Close off the stop valves.

Secure your boat if you own one.

Fasten windows and doors. Take down awnings and secure the rest of your home. Remove all pictures, paintings, clocks and other hanging objects from the wall. Take down your satellite dish and TV antenna, as well as any radio antennas and solar panels.

Pack supplies to take to a shelter if your home is not hurricane resistant.

Assemble supplies you will need to stay at home if you are riding out the storm there.

Listen for official warnings and advice on ZJB Radio.

Fill water containers with water as water supplies may be disrupted.

Remember to take into account the time at which the **WARNING** is issued. Remember to subtract the hours of darkness when calculating your preparation time.

Store all valuable equipment such as tools, office equipment and appliances in a safe room.

Wrap all documents and important papers in plastic and, store them above ground level or scan and save them on a flash drive.


Turn off the electricity at the main switch when told to do so and

IF YOU EVACUATED TO A SHELTER, RETURN HOME ONLY WHEN OFFICIALS SAY IT'S SAFE TO DO SO.

TROPICAL STORM AND HURRICANE WATCHES

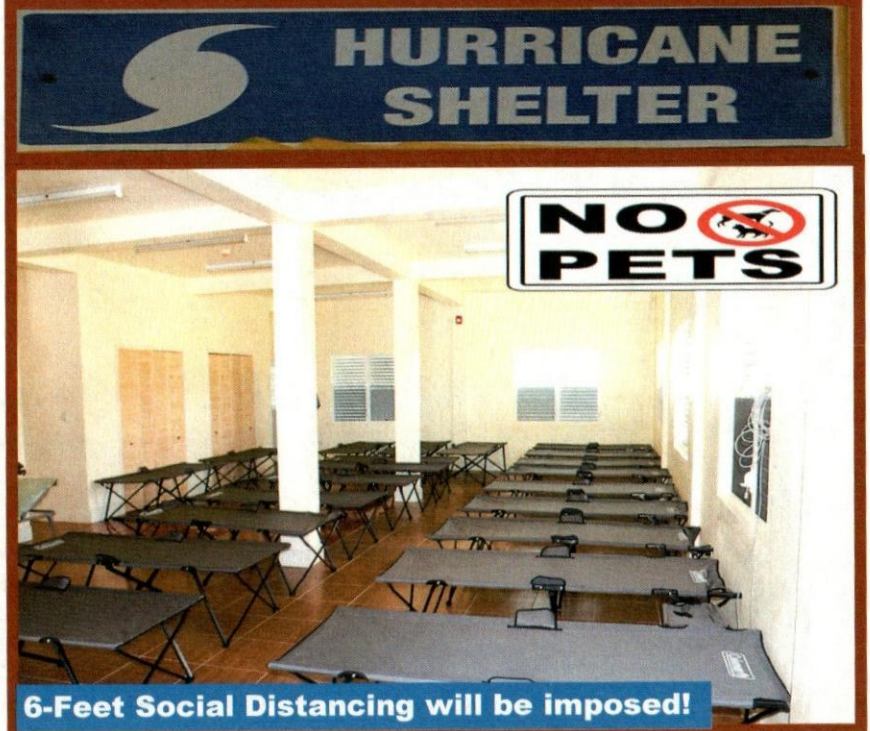
When a Tropical Storm/Hurricane Watch is issued, it means that the storm or hurricane is a threat but there is no certainty that it will hit the island. You must start preparing necessary supplies and securing your home. At this time, you should also:

- ◆ Secure your home: Cover all of your home's windows. Permanent storm shutters offer the best protection for windows.
- ◆ Fill your car with petrol and check your battery, water and oil.
- ◆ Check your flashlights, candles and lamps (have spare batteries, bulbs and matches).
- ◆ Listen to your Radio and TV constantly for weather reports.
- ◆ Locate your containers for storing water for drinking and other uses and label them.
- ◆ Pack an emergency survival kit; as shown on the previous page.
- ◆ Make sure you have an adequate supply of any prescription medication you may be using.
- ◆ Organize your family. Ensure everyone knows the plan.
- ◆ Secure canned and non-perishable food.
- ◆ Make arrangements to have your pets cared for. If you plan to evacuate.



HURRICANE SHELTERS


- 1) The sirens will sound island wide "**SHELTERS ARE OPEN NOW**". When hurricane shelters are open and ready to receive people.
- 2) Hurricane shelters are usually for short stays.
- 3) Please walk with non-perishable food items and water to last at least 48 hours.
- 4) Pets are not allowed in shelters.
- 5) Smoking or drinking alcoholic beverages are not allowed in shelters.
- 6) Follow all other Shelter Rules and Instructions of the Shelter Managers.
- 7) **WALK WITH FACE COVERINGS, HAND SANITIZERS, ANTIBACTERIAL HAND WASHES & ALCOHOL WIPES.**



TROPICAL STORM AND HURRICANE WATCHES

When a Tropical Storm/Hurricane Watch is issued, it means that the storm or hurricane is a threat but there is no certainty that it will hit the island. You must start preparing necessary supplies and securing your home. At this time, you should also:

- ◆ Secure your home: Cover all of your home's windows. Permanent storm shutters offer the best protection for windows.
- ◆ Fill your car with petrol and check your battery, water and oil.
- ◆ Check your flashlights, candles and lamps (have spare batteries, bulbs and matches).
- ◆ Listen to your Radio and TV constantly for weather reports.
- ◆ Locate your containers for storing water for drinking and other uses and label them.
- ◆ Pack an emergency survival kit; as shown on the previous page.
- ◆ Make sure you have an adequate supply of any prescription medication you may be using.
- ◆ Organize your family. Ensure everyone knows the plan.
- ◆ Secure canned and non-perishable food.
- ◆ Make arrangements to have your pets cared for. If you plan to evacuate.



TROPICAL STORM AND HURRICANE WATCHES

When a Tropical Storm/Hurricane Watch is issued, it means that the storm or hurricane is a threat but there is no certainty that it will hit the island. You must start preparing necessary supplies and securing your home. At this time, you should also:

- ◆ Secure your home: Cover all of your home's windows. Permanent storm shutters offer the best protection for windows.
- ◆ Fill your car with petrol and check your battery, water and oil.
- ◆ Check your flashlights, candles and lamps (have spare batteries, bulbs and matches).
- ◆ Listen to your Radio and TV constantly for weather reports.
- ◆ Locate your containers for storing water for drinking and other uses and label them.
- ◆ Pack an emergency survival kit; as shown on the previous page.
- ◆ Make sure you have an adequate supply of any prescription medication you may be using.
- ◆ Organize your family. Ensure everyone knows the plan.
- ◆ Secure canned and non-perishable food.
- ◆ Make arrangements to have your pets cared for. If you plan to evacuate.

